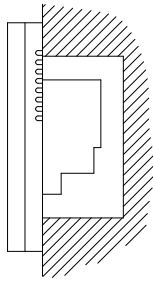
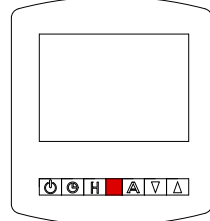


© Copyright Uponor Limited
 Copyright in this drawing belongs to Uponor Limited.
 This drawing may not be used, sold, licensed,
 transferred, copied or reproduced in whole or in part or
 in any manner or form other than with the prior written
 consent of Uponor Limited.

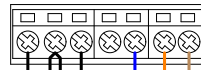
230V Digital Programmable Thermostat
 (Flush mounted)



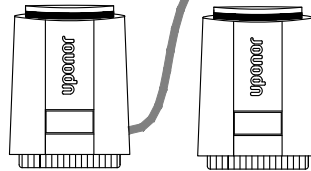
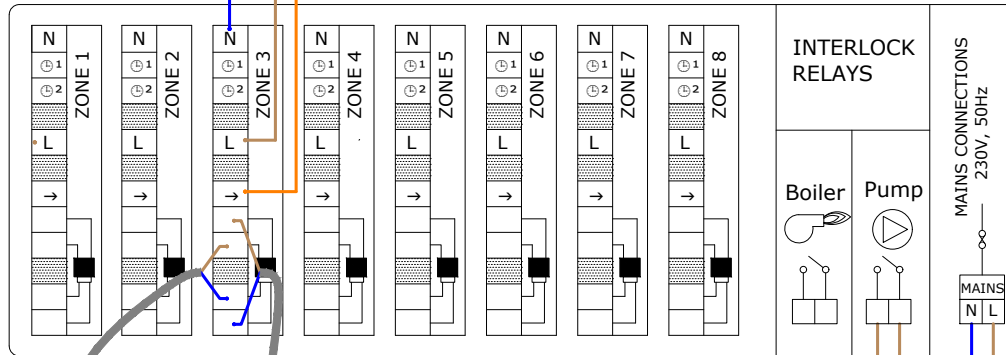
Wall mounted section
 with 35mm back box



RT1 → RT2 N N → L

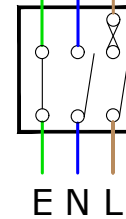
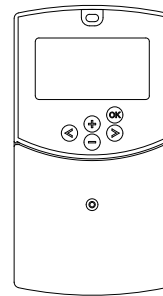


Optional Remote Sensor
 Optional Remote Sensor



Switch live from controller
 to In1, this must then be
 selected in settings of the
 move.

Further wiring information
 can be found on SM1.0a



230V Supply
 From 3 Amp
 Fused Spur



Electrical Schematic

Base (230V Wired with Move)
 Ref: BAS-1.0A

Uponor reserve the right to alter specifications and
 operating parameters for all their systems at any time as
 part of their policy of continuous product development.